

## MEMORY GAME INSTRUCTIONS

### Objective:

The goal of the Memory Game is to find all the matching pairs of cards.

### What You Need:

1. Our free printable HARIBO memory game PDF ([download link](#))
2. Printer
3. Scissors.

### How to Play:





1. **Print:** Download and print the memory game PDF.
2. **Cut:** Carefully cut out the cards along the lines.
3. **Shuffle:** Mix up all the cards.
4. **Lay out:** Place all the cards face down on a flat surface.
5. **Take turns:** Players take turns flipping over two cards at a time.
6. **Match:** If the two cards match, the player keeps the pair and takes another turn.
7. **No match:** If the cards don't match, flip them back over and it's the next player's turn.

### Winning the Game:

- The game ends when all pairs have been found and all cards have been matched.
- The player with the most pairs at the end of the game wins.



# HARIBO





## MEMORY GAME

CUT OUT THE CARDS TO TRAIN YOUR MEMORY



# HARIBO



## MEMORY GAME

CUT OUT THE CARDS TO TRAIN YOUR MEMORY

